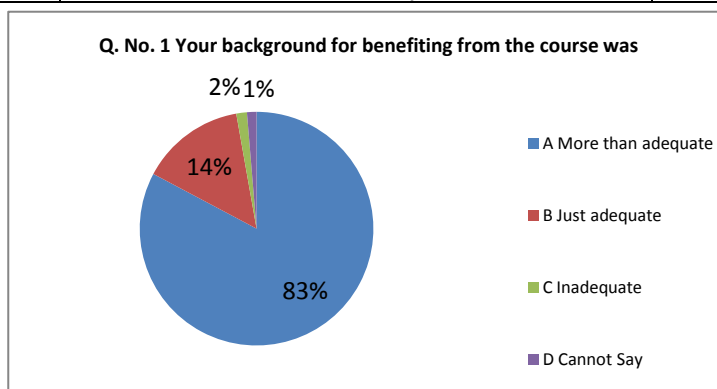
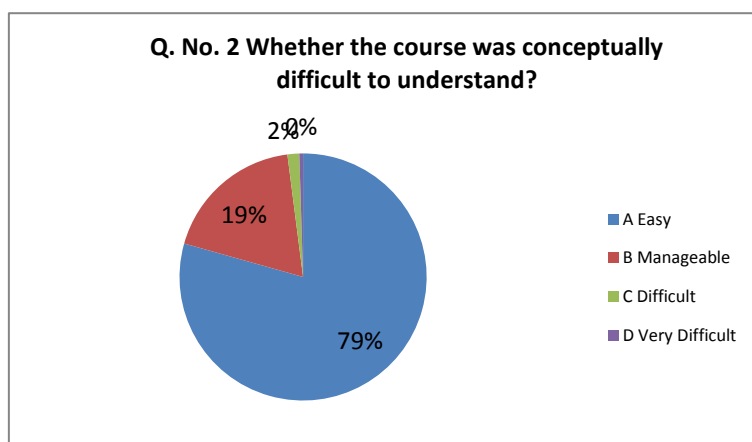


Sariya College, Suriya
Internal Quality Assurance Cell (IQAC)
Students Feedback Report-2021

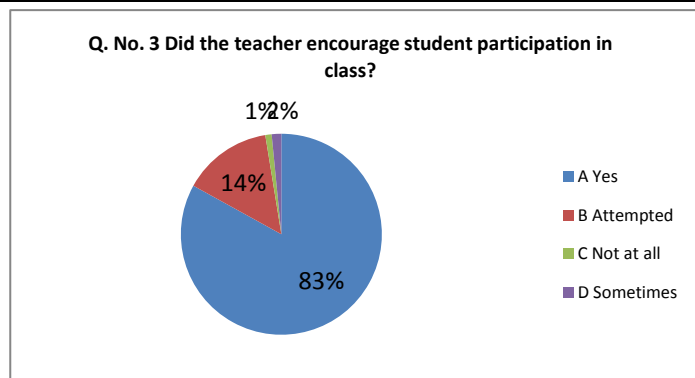
Q. No. 1	Your background for benefiting from the course was?		
A	More than adequate	2198	297.9217
B	Just adequate	384	52.04819
C	Inadequate	39	5.286145
D	Cannot Say	35	4.743976



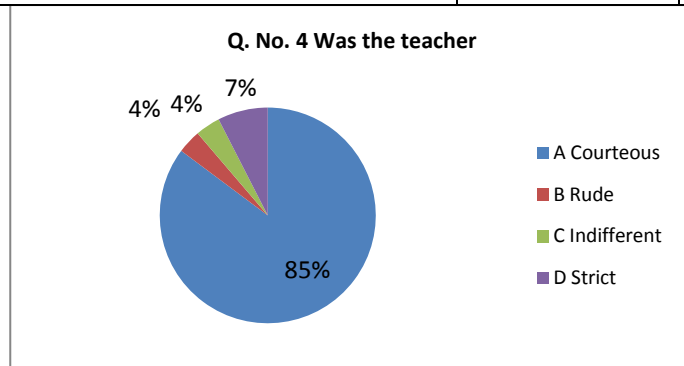
Q. No. 2	Whether the course was conceptually difficult to understand?		
A	Easy	2108	285.7229
B	Manageable	494	66.95783
C	Difficult	41	5.557229
D	Very Difficult	13	1.762048



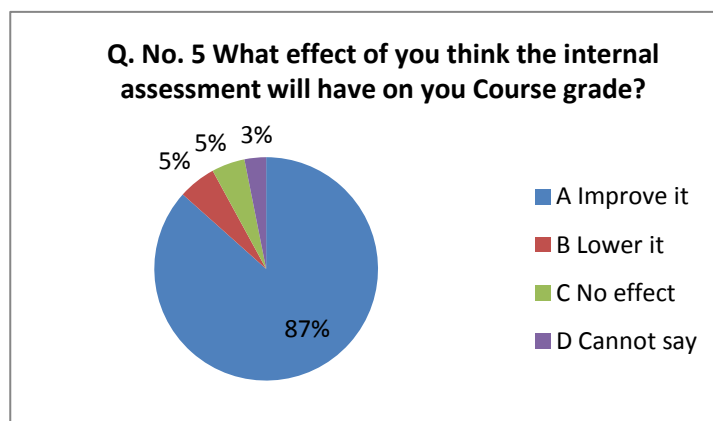
Q. No. 3	Did the teacher encourage student participation in class?		
A	Yes	2205	298.8705
B	Attempted	383	51.91265
C	Not at all	27	3.659639
D	Sometimes	41	5.557229



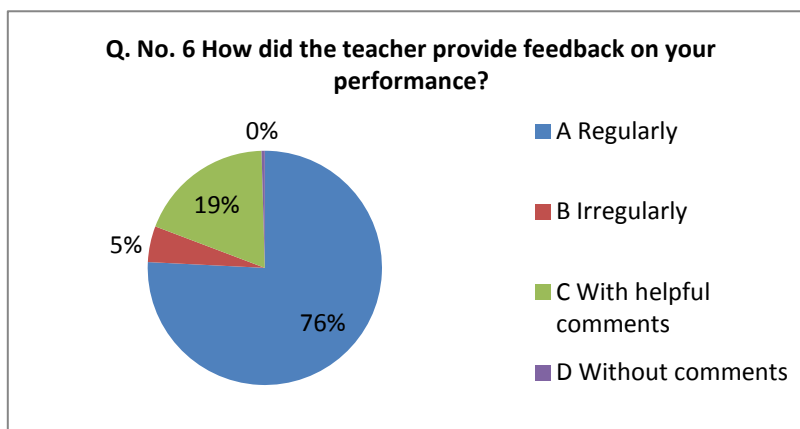
Q. No. 4	Was the teacher		
A	Courteous	2263	306.7319
B	Rude	94	12.74096
C	Indifferent	99	13.41867
D	Strict	200	27.10843



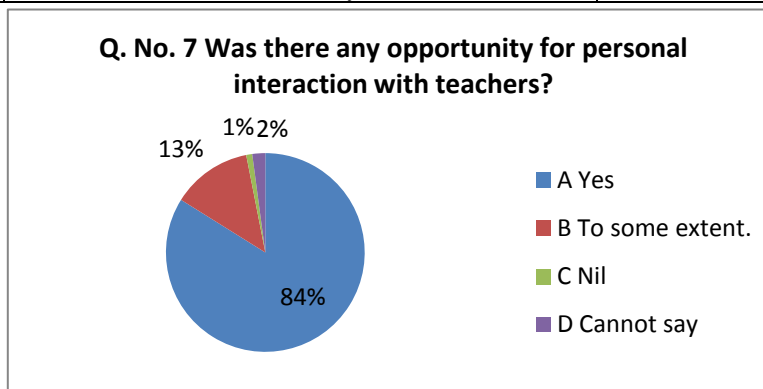
Q. No. 5	What effect of you think the internal assessment will have on you Course grade?		
A	Improve it	2300	311.747
B	Lower it	145	19.65361
C	No effect	128	17.3494
D	Cannot say	83	11.25



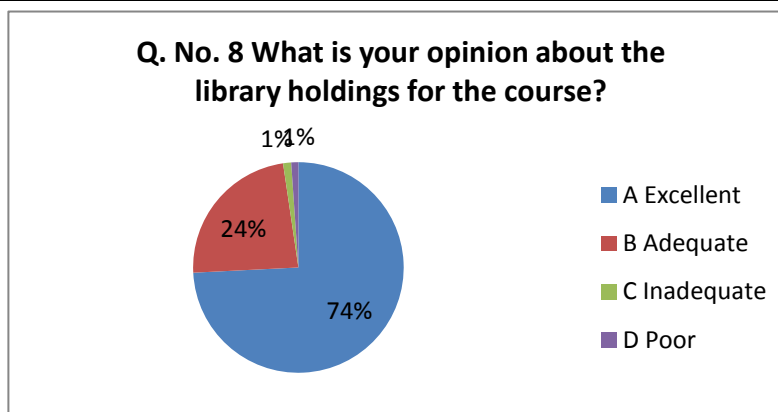
Q. No. 6	How did the teacher provide feedback on your performance?		
A	Regularly	2013	272.8464
B	Irregularly	132	17.89157
C	With helpful comments	499	67.63554
D	Without comments	12	1.626506



Q. No. 7	Was there any opportunity for personal interaction with teachers?		
A	Yes	2228	301.988
B	To some extent.	346	46.8976
C	Nil	26	3.5241
D	Cannot say	56	7.59036

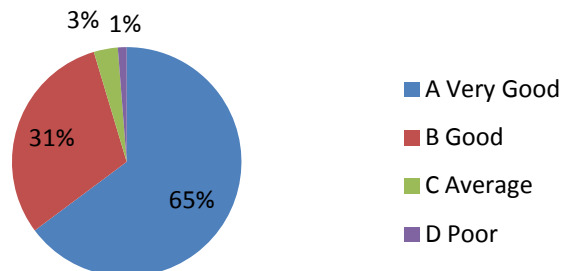


Q. No. 8	What is your opinion about the library holdings for the course?		
A	Excellent	1971	267.154
B	Adequate	623	84.4428
C	Inadequate	33	4.47289
D	Poor	29	3.93072



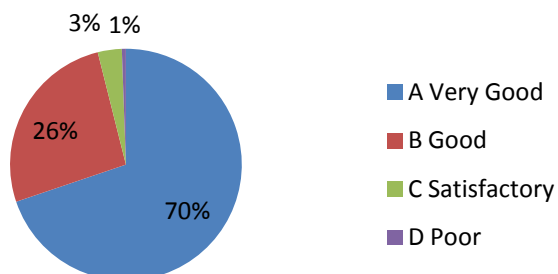
Q. No. 9	The internal evaluation system as it exists is?		
A	Very Good	1721	233.268
B	Good	812	110.06
C	Average	90	12.1988
D	Poor	33	4.47289

Q. No. 9 The internal evaluation system as it exists is?



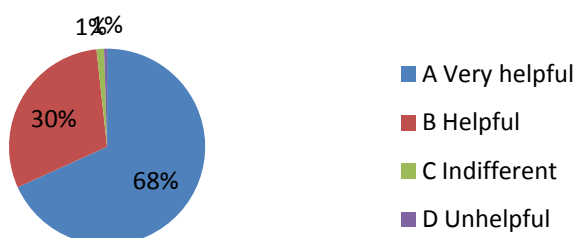
Q. No. 10	How do you rate the student-teacher relationship in your department?		
A	Very Good	1854	251.295
B	Good	698	94.6084
C	Satisfactory	89	12.0633
D	Poor	15	2.03313

Q. No. 10 How do you rate the student-teacher relationship in your department?

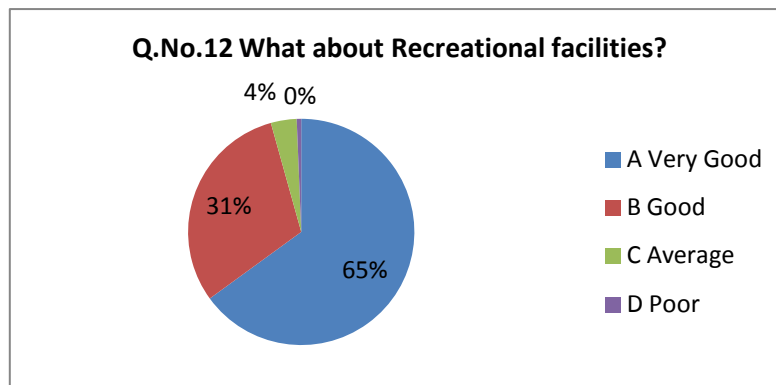


Q. No. 11	How do you find the college administrative offices?		
A	Very helpful	1812	245.602
B	Helpful	798	108.163
C	Indifferent	33	4.47289
D	Unhelpful	13	1.76205

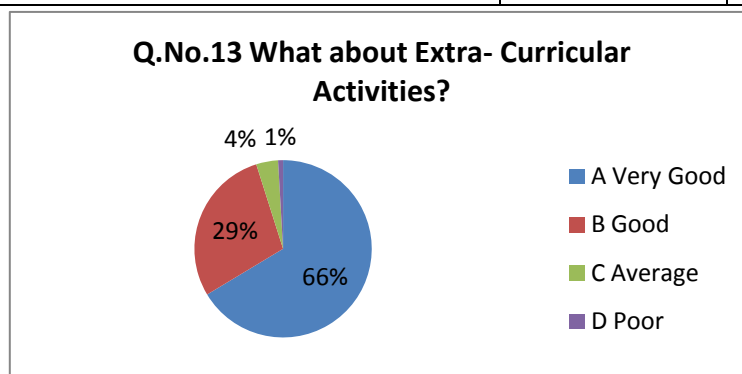
Q. No. 11 How do you find the college administrative offices?



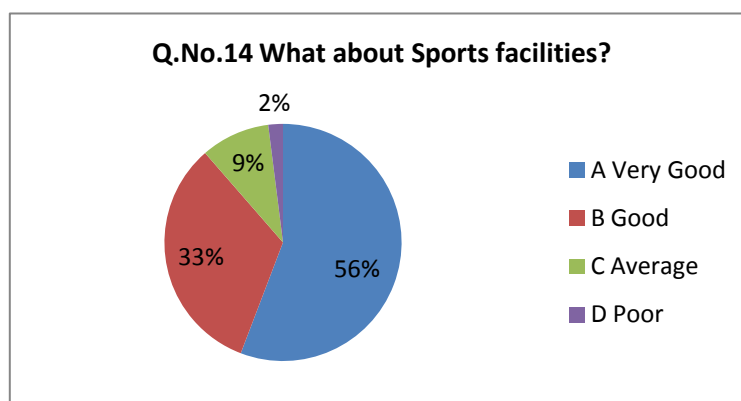
Q.No.12	What about Recreational facilities?		
A	Very Good	1726	233.946
B	Good	815	110.467
C	Average	98	13.2831
D	Poor	17	2.30422



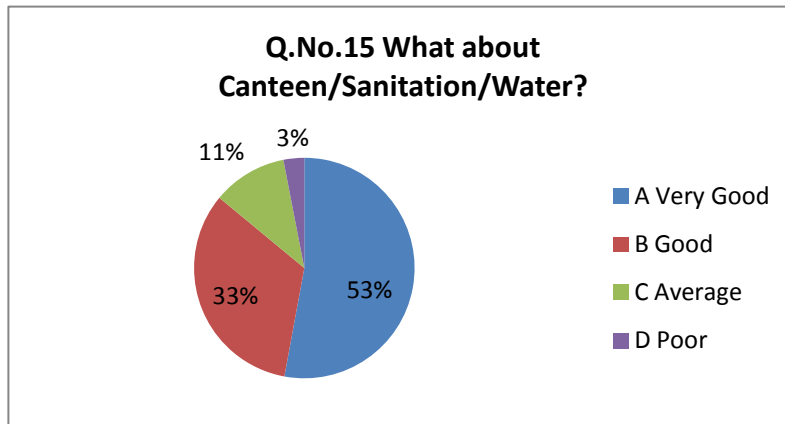
Q.No.13	What about Extra- Curricular Activities?		
A	Very Good	1763	238.961
B	Good	763	103.419
C	Average	106	14.3675
D	Poor	24	3.25301



Q.No.14	What about Sports facilities?		
A	Very Good	1482	200.873
B	Good	871	118.057
C	Average	250	33.8855
D	Poor	53	7.18373



Q.No.15	What about Canteen/Sanitation/Water?		
A	Very Good	1405	190.437
B	Good	879	119.142
C	Average	291	39.4428
D	Poor	81	10.9789



Student observation and Suggestion

On question no. 1 : 'Your background for benefitting from the course':83% students respond as more than adequate, 14% students respond as just adequate, 02% as inadequate and 01% respond as cannot say.

On question no. 2 : 'Was the course conceptually difficult to understand?' : 79% of students respond as easy, 19% of students respond as manageable, 02% students respond as difficult and 0% responds as very difficult.

As respond to question no. 03 : 'Did the teacher encourage student participation in class?' : 83% students answer as Yes, 14% answer as attempted, 01% as not at all, 02% respond as sometimes.

On the question no. 04: 'Did the teacher encourage student participation in class?, was the teacher courteous? : 85% students as courteous, 4% respond as rude, 04% respond as indifferent and 7% respond as strict.

To respond on the question no. 05: 'What effect do you think the internal assessment will have on your course grade?' : 87% students respond as improve it, 5% as lower it, 05% as no effect and 3% as cannot say.

On question no. 06: 'How did the teacher provide feedback on your performance?' 76% students respond as regularly, 5% students respond irregularly, 19% respond as with helpful comments and 0% respond as without comments.

On question no.07: 'Was there any opportunity for personal interaction with teachers?' : 84% students respond as yes, 13% respond as to some extent, 01% as nil, 02% as cannot say.

On question no. 08: 'What is your opinion, about the library holdings for the course?': 74% students respond responds as excellent, 24% as adequate, 01% as inadequate and 01% as poor.

Students respond to the question no. 09 entitled 'The internal evaluation system as it exists is, 65% students respond as very good, 31% respond as good, 03% as average and 1% as poor.

On item no. 10: 'How do you rate the students-teacher relationship in your department?' 70% students respond with very good, 26% answers as good, 03% as satisfactory and 01% as poor.

On item no. 11: 'How do you find the college administrative offices', 68% students respond as very helpful, 30% helpful, 01% as indifferent and 1% as unhelpful.

Question no. 12: 'How Recreational facilities', 65% students respond as very good, 31% as good, 04% as average and 0% as poor.

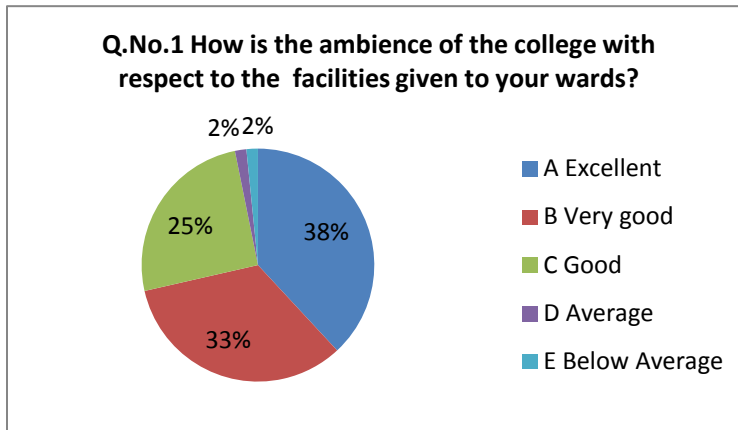
On question no. 13 'Extra-Curricular activities' 66% students respond as very good, 29% respond as good, 04% as average and 01% as poor.

On question no. 14, 56% students respond very good, 33% respond as good, 9% as average and 02% as poor.

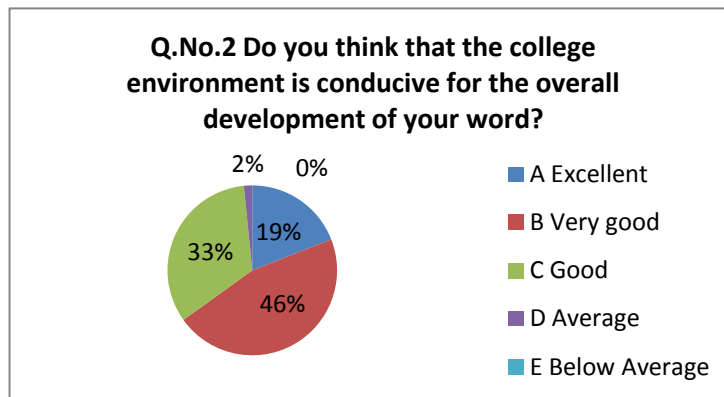
To respond the question no. 15 'Canteen/Sanitation/Water' : 53% students respond as very good, 33% respond as good, 11% as average and 3% as poor.

Sariya College, Suriya
Internal Quality Assurance Cell (IQAC)
Parents Feedback Report-2021

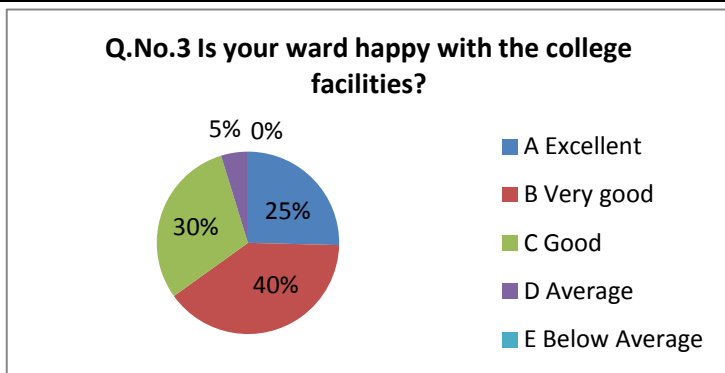
Q.No.1	How is the ambience of the college with respect to the facilities given to your wards?		
A	Excellent	24	137.14
B	Very good	21	120
C	Good	16	91.429
D	Average	1	5.7143
E	Below Average	1	5.7143



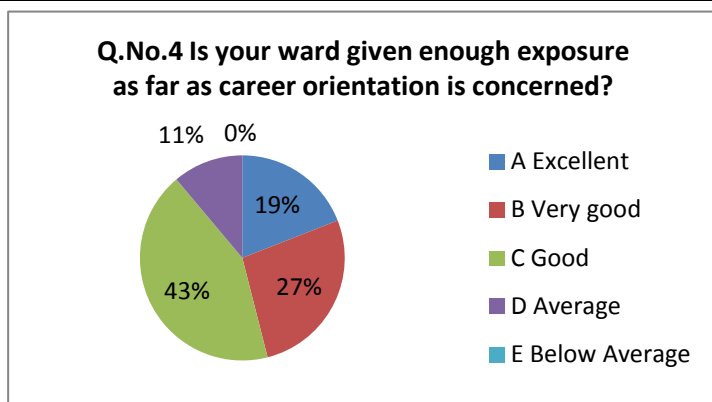
Q.No.2	Do you think that the college environment is conducive for the overall development of your word?		
A	Excellent	12	68.571
B	Very good	29	165.71
C	Good	21	120
D	Average	1	5.7143
E	Below Average	0	0



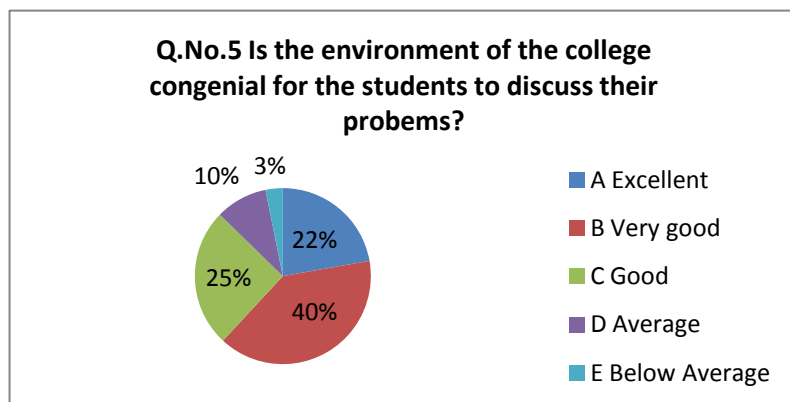
Q.No.3	Is your ward happy with the college facilities?		
A	Excellent	16	91.429
B	Very good	25	142.86
C	Good	19	108.57
D	Average	3	17.143
E	Below Average	0	0



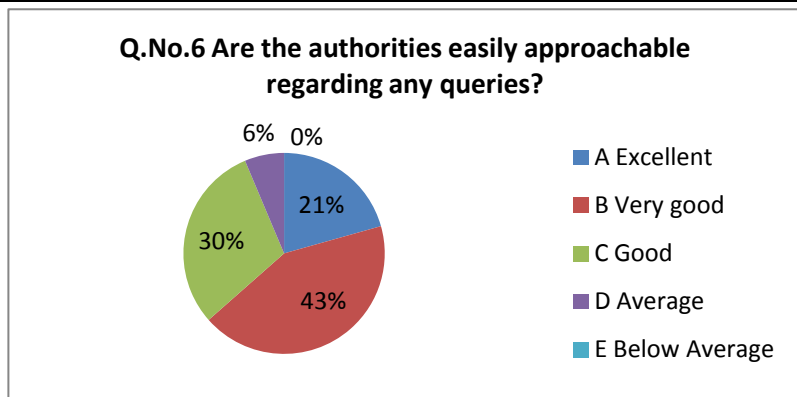
Q.No.4	Is your ward given enough exposure as far as career orientation is concerned?		
A	Excellent	12	68.571
B	Very good	17	97.143
C	Good	27	154.29
D	Average	7	40
E	Below Average	0	0



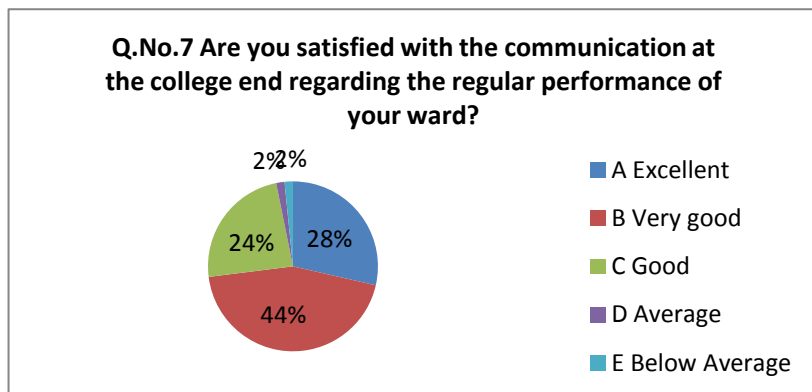
Q.No.5	Is the environment of the college congenial for the students to discuss their problems?		
A	Excellent	14	80
B	Very good	25	142.86
C	Good	16	91.429
D	Average	6	34.286
E	Below Average	2	11.429



Q.No.6	Are the authorities easily approachable regarding any queries?		
A	Excellent	13	74.286
B	Very good	27	154.29
C	Good	19	108.57
D	Average	4	22.857
E	Below Average	0	0



Q.No.7	Are you satisfied with the communication at the college end regarding the regular performance of your ward?		
A	Excellent	18	102.86
B	Very good	28	160
C	Good	15	85.714
D	Average	1	5.7143
E	Below Average	1	5.7143



Parent's observation and Suggestion

Question no. 01 is 'How is the ambience of the College with, respect to facilities given to your wards?' 38% parents respond as excellent, 33% respond as very good, 25% as good, 2% as average and 2% as below average.

On question no. 02, 'Do you think that the college environment is conducive for the overall development of your ward?' 19% parents respond as excellent, 46% as very good, 33% as good, 2% as average and 0% as below average.

On question no. 03, 'Is your ward happy with the college facilities?' 25% respond as excellent, 40% respond as very good, 30% as good, 5% as average, 0% as below average.

On question no. 04, 'Is your ward given enough exposure as far as career orientation is concerned?', 19% parents respond as excellent, 27% as very good, 43% as good, 11% as average and 0% as below average.

On question no. 05, 'Is the environment of the college congenial for the Students to discuss their problems?' 22% parents respond as excellent, 40% as very good, 25% as good, 10% as average, 3% as below average.

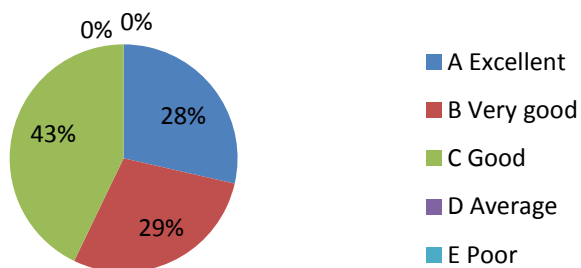
On question no.06, 'Are the authorities easily approachable regarding any queries?' 21% parents respond as excellent, 43% respond as very good, 30% as good, 6% as average and 0% as below average.

Question no. 07 says 'Are you satisfied with communication at the college end regarding the regular performance of your ward', 28% parents respond as excellent, 44% as very good, 24% as good, 2% as average, 2% as below average.

Sariya College, Suriya
Internal Quality Assurance Cell (IQAC)
Alumni Feedback Report-2021

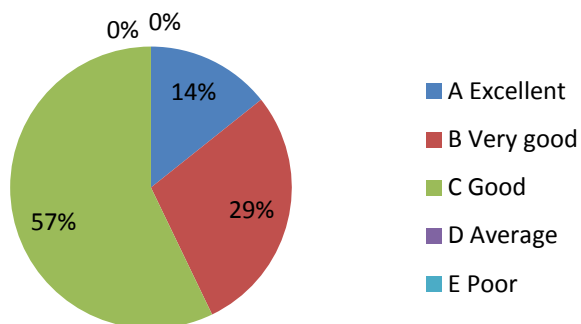
Q.No.1	Admission Procedure?		
A	Excellent	2	102.86
B	Very good	2	102.86
C	Good	3	154.29
D	Average	0	0
E	Poor	0	0

Q.No.1 Admission Procedure?

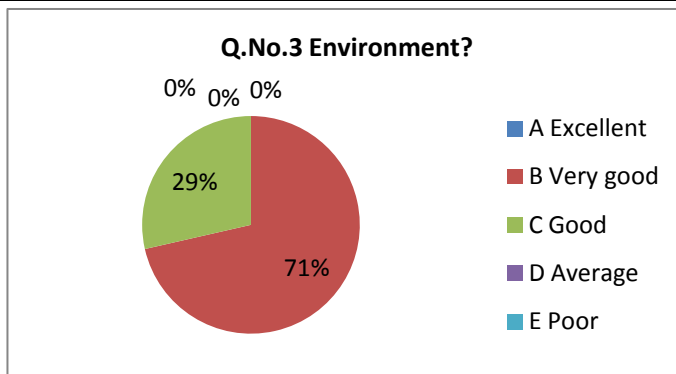


Q.No.2	Fee Structure?		
A	Excellent	1	51.429
B	Very good	2	102.86
C	Good	4	205.71
D	Average	0	0
E	Poor	0	0

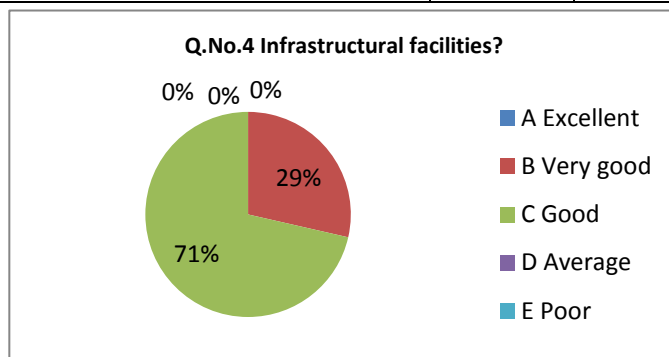
Q.No.2 Fee Structure?



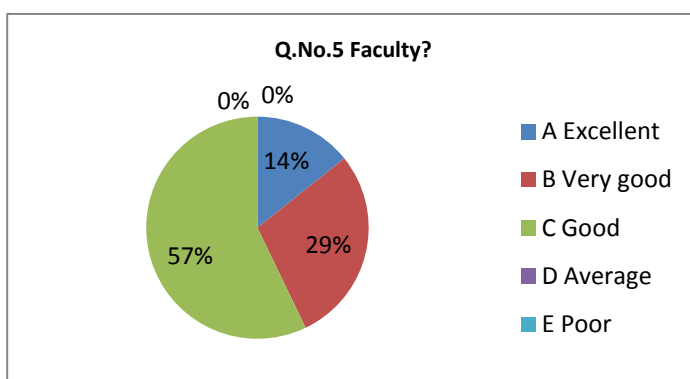
Q.No.3	Environment?		
A	Excellent	0	0
B	Very good	5	257.14
C	Good	2	102.86
D	Average	0	0
E	Poor	0	0



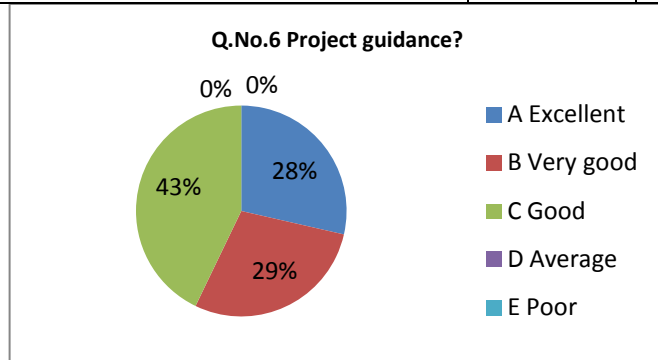
Q.No.4	Infrastructural facilities?		
A	Excellent	0	0
B	Very good	2	102.86
C	Good	5	257.14
D	Average	0	0
E	Poor	0	0



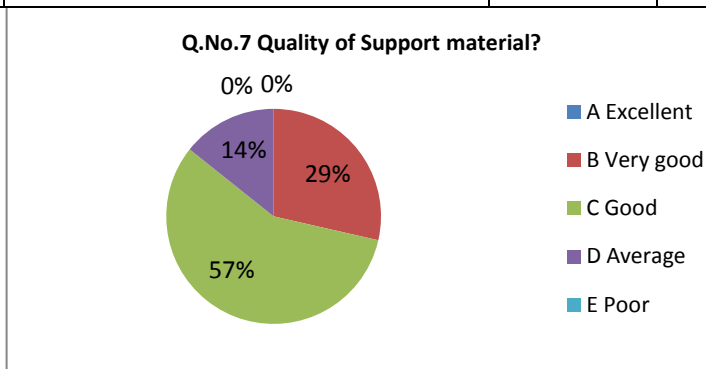
Q.No.5	Faculty?		
A	Excellent	1	51.429
B	Very good	2	102.86
C	Good	4	205.71
D	Average	0	0
E	Poor	0	0



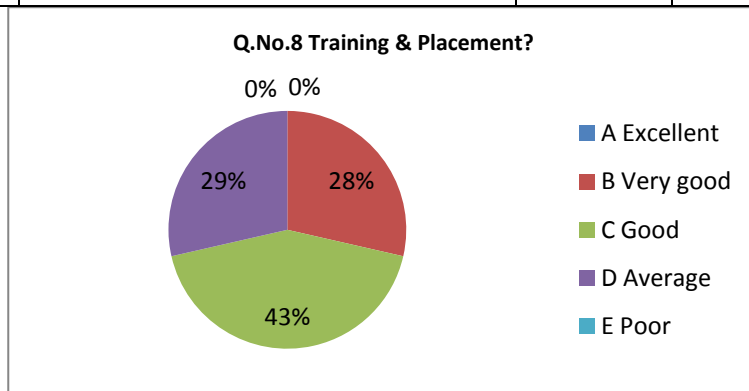
Q.No.6	Project guidance?		
A	Excellent	2	102.86
B	Very good	2	102.86
C	Good	3	154.29
D	Average	0	0
E	Poor	0	0



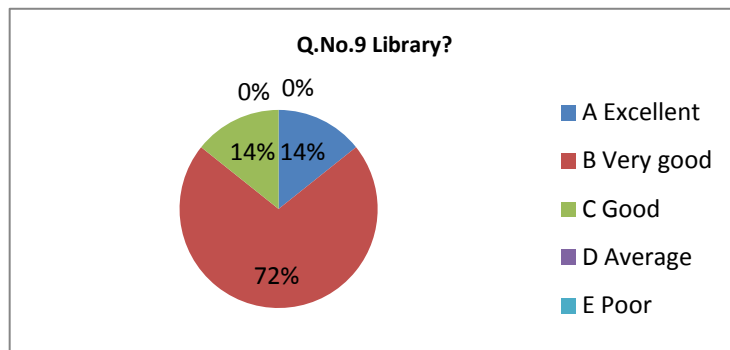
Q.No.7	Quality of Support material?		
A	Excellent	0	0
B	Very good	2	102.86
C	Good	4	205.71
D	Average	1	51.429
E	Poor	0	0



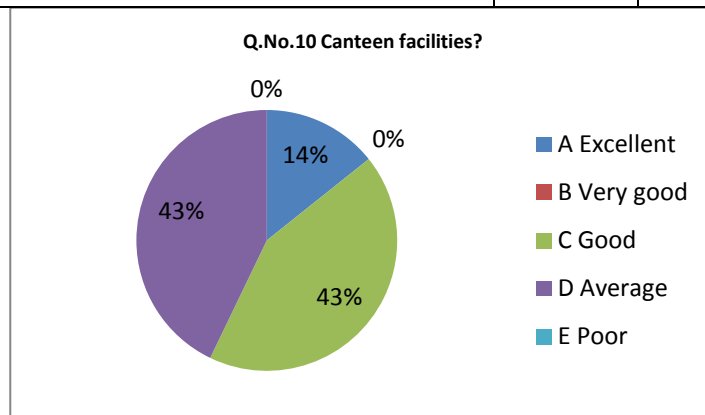
Q.No.8	Training & Placement?		
A	Excellent	0	0
B	Very good	2	102.86
C	Good	3	154.29
D	Average	2	102.86
E	Poor	0	0



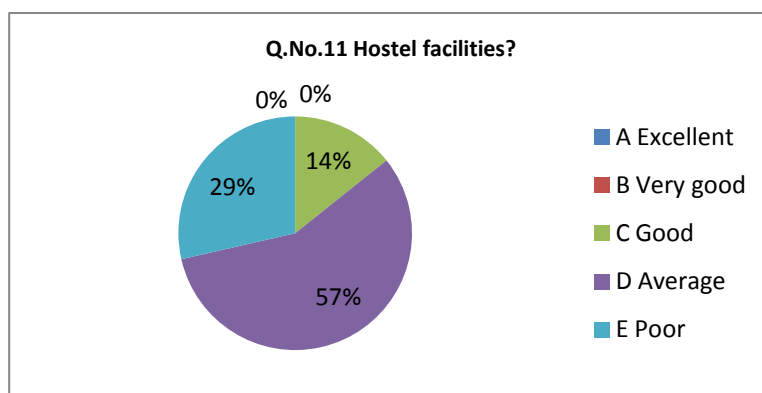
Q.No.9	Library?		
A	Excellent	1	51.429
B	Very good	5	257.14
C	Good	1	51.429
D	Average	0	0
E	Poor	0	0



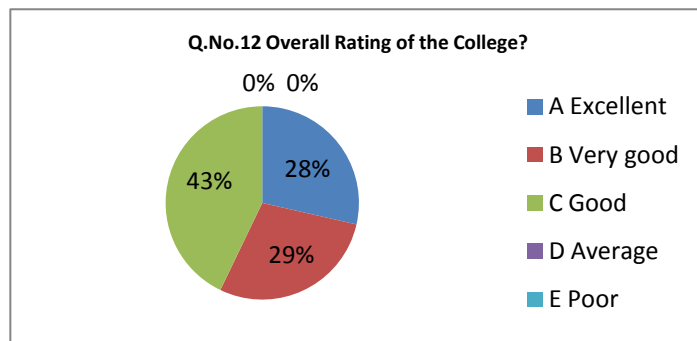
Q.No.10	Canteen facilities?		
A	Excellent	1	51.429
B	Very good	0	0
C	Good	3	154.29
D	Average	3	154.29
E	Poor	0	0



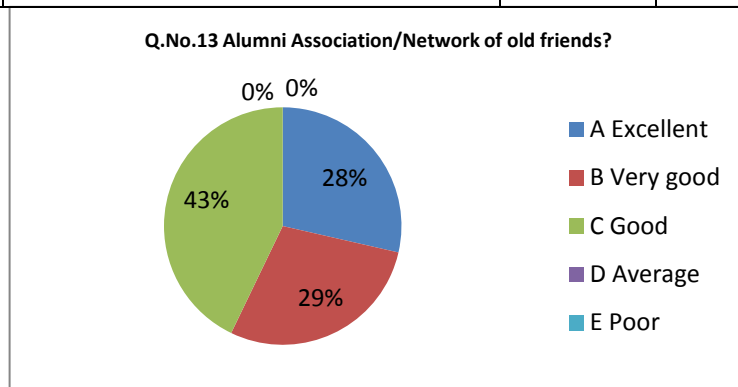
Q.No.11	Hostel facilities?		
A	Excellent	0	0
B	Very good	0	0
C	Good	1	51.429
D	Average	4	205.71
E	Poor	2	102.86



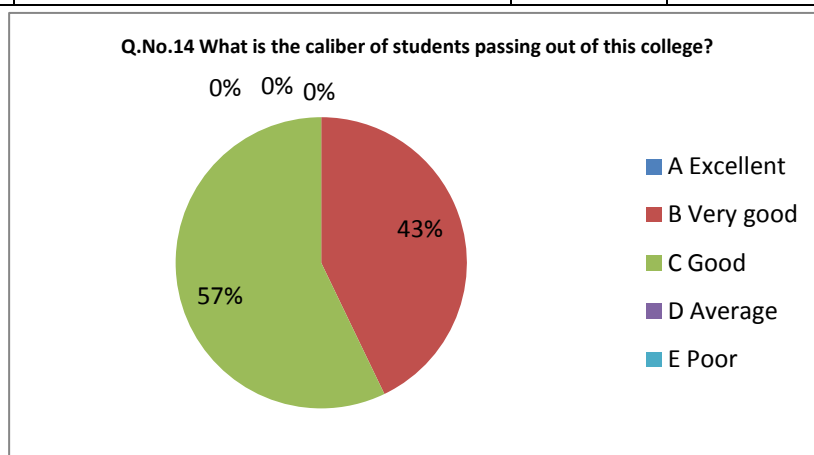
Q.No.12	Overall Rating of the College?		
A	Excellent	2	102.86
B	Very good	2	102.86
C	Good	3	154.29
D	Average	0	0
E	Poor	0	0



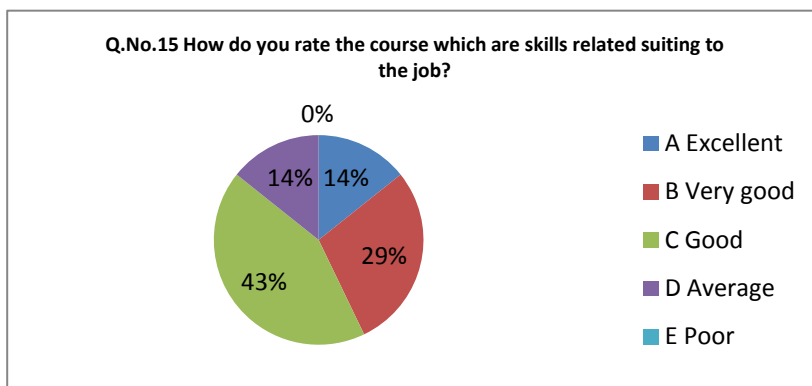
Q.No.13	Alumni Association/Network of old friends?		
A	Excellent	2	102.86
B	Very good	2	102.86
C	Good	3	154.29
D	Average	0	0
E	Poor	0	0



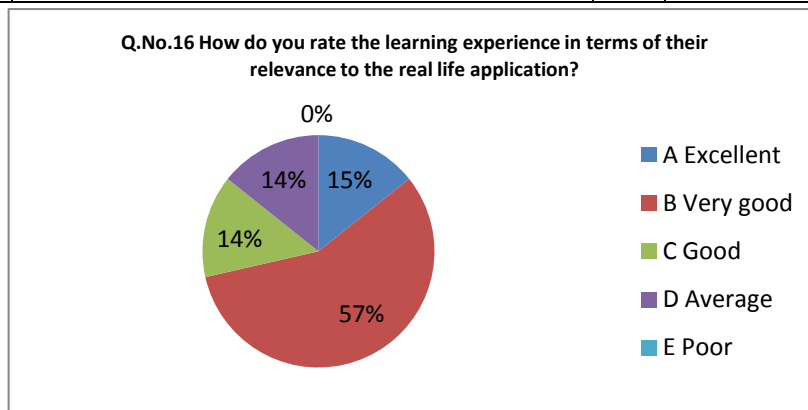
Q.No.14	What is the caliber of students passing out of this college?		
A	Excellent	0	0
B	Very good	3	154.29
C	Good	4	205.71
D	Average	0	0
E	Poor	0	0



Q.No.15	How do you rate the course which are skills related suiting to the job?		
A	Excellent	1	51.429
B	Very good	2	102.86
C	Good	3	154.29
D	Average	1	51.429
E	Poor	0	0



Q.No.16	How do you rate the learning experience in terms of their relevance to the real life application?		
A	Excellent	1	51.429
B	Very good	4	205.71
C	Good	1	51.429
D	Average	1	51.429
E	Poor	0	0



Alumni feedback

Question no.01 says 'Admission Procedure', on which 28% ex students answer as excellent, 29% respond as very good, 43% good, 0% as average and 0% as poor.

On question no. 02 'Fee Structure' 14% ex-students respond as excellent, 29% respond as very good, 57% as good, 0% as average and 0% as poor.

On question no. 03, 'Environment' 0% ex-students respond as excellent, 71% as very good, 29% as good, 0% as average and 0% as poor.

On question no. 04, 'Infrastructure facilities' 0% ex-students respond as excellent, 29% respond as very good, 71% as good, 0% as average and 0% poor.

On question no. 05 'Faculty' 14% ex-students respond as excellent, 29% respond as very good, 57% as good, 0% as average and 0% as poor.

On question no. 06, 'Project guidance', 28% ex-students respond as excellent, 29% as very good, 43% as good, 0% as average and 0% as poor.

As response to question no. 07, 'Quality of support material', 0% ex-students respond as excellent, 29% as very good, 57% as good, 14% as average and 0% as poor.

On question no. 08, 'Training and Placement' 0% ex-students respond as excellent, 28% respond as very good, 43% as good, 29% as average and 0% as poor.

On question no. 09 'Library' 14% ex-students respond as excellent, 72% as very good, 14% as good, 0% as average and 0% as poor.

On question no. 10 'Canteen facilities', 14% ex-students respond as excellent, 0% as very good, 43% as good, 43% as average and 0% as poor.

On question no. 11 'Hostel facilities' 0% respond as excellent, 0% as very good, 14% as good, 57% as average and 29% as poor.

On question no. 12 'Overall rating of the college' 28% ex-students respond as excellent, 29% as very good, 43% as good, 0% as average and 0% as poor.

On question no. 13, ' Alumni Association/Network of old friends' 28% Respond as excellent, 29% as very good, 43% as good, 0% as average and 0% as poor

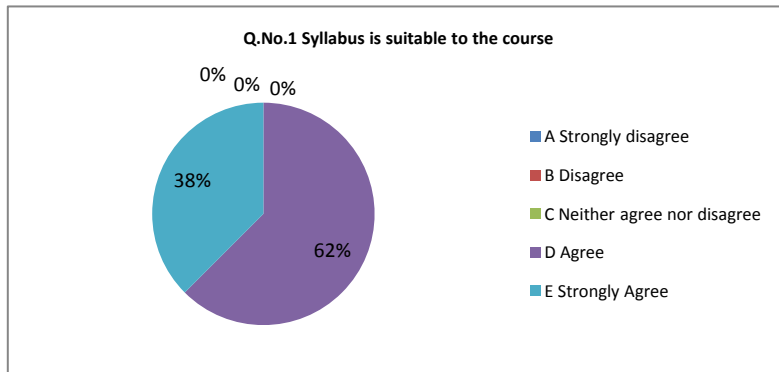
On question no.14 (what is the caliber of students passing out of this College?), 0% ex-students respond as excellent, 43% as very good, 57% as good, 0% as average and 0% as poor.

On question no. 15 (How do you rate the course, skills relate suiting to the job?), 14% respond as, excellent, 29% as very good, 43% as good, 14% as average and 0% as poor.

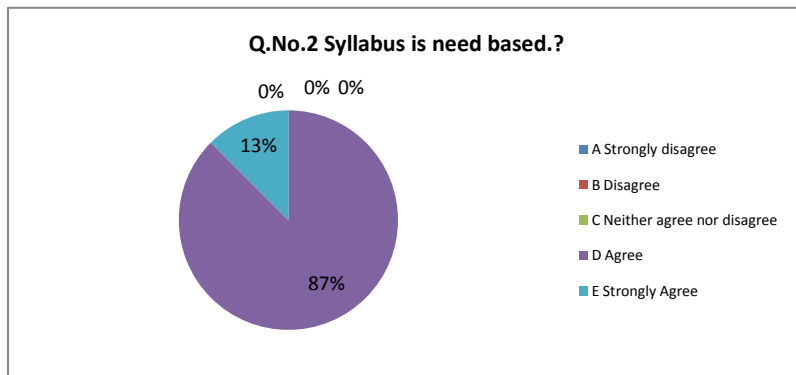
On question no. 16 (How do you rate the learning experience in terms of their relevance to the real life application?), 15% respond as excellent, 57% as very good, 14% as good, 14% as average and 0% as poor.

Sariya College, Suriya
Internal Quality Assurance Cell (IQAC)
Teachers Feedback Report-2021

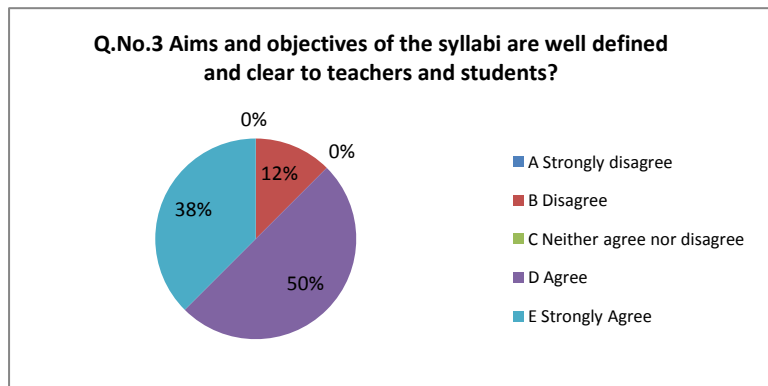
Q.No.1	Syllabus is suitable to the course		
A	Strongly disagree	0	0
B	Disagree	0	0
C	Neither agree nor disagree	0	0
D	Agree	5	225
E	Strongly Agree	3	135



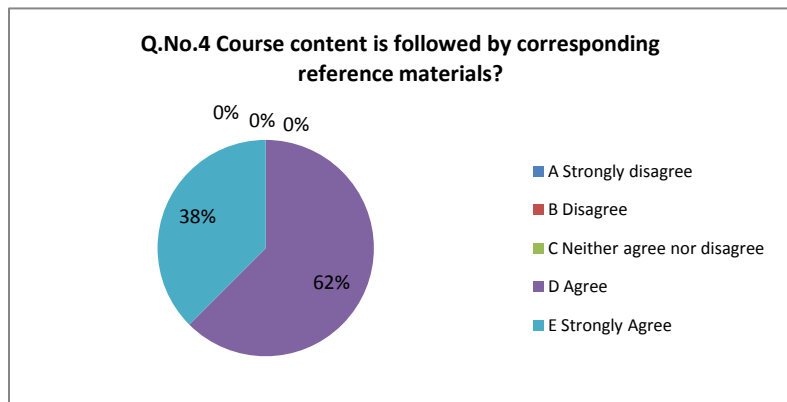
Q.No.2	Syllabus is need based.		
A	Strongly disagree	0	0
B	Disagree	0	0
C	Neither agree nor disagree	0	0
D	Agree	7	315
E	Strongly Agree	1	45



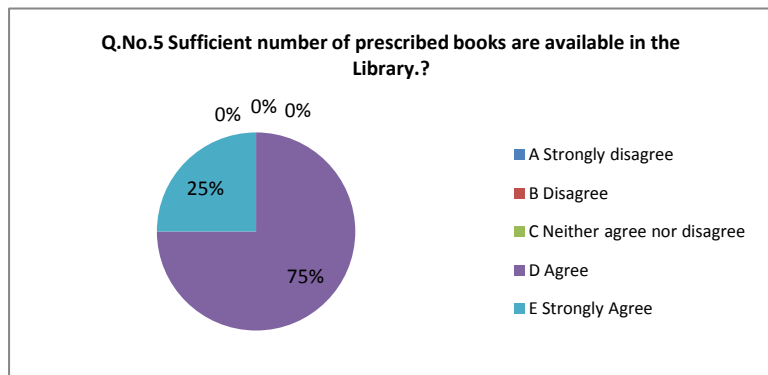
Q.No.3	Aims and objectives of the syllabi are well defined and clear to teachers and students?		
A	Strongly disagree	0	0
B	Disagree	1	45
C	Neither agree nor disagree	0	0
D	Agree	4	180
E	Strongly Agree	3	135



Q.No.4	Course content is followed by corresponding reference materials?		
A	Strongly disagree	0	0
B	Disagree	0	0
C	Neither agree nor disagree	0	0
D	Agree	5	225
E	Strongly Agree	3	135

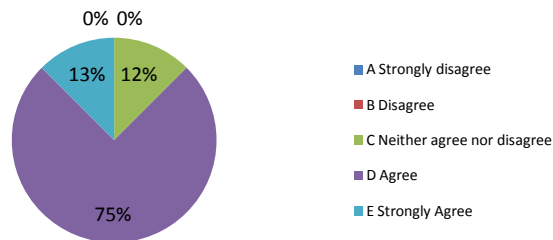


Q.No.5	Sufficient number of prescribed books are available in the Library.		
A	Strongly disagree	0	0
B	Disagree	0	0
C	Neither agree nor disagree	0	0
D	Agree	6	270
E	Strongly Agree	2	90



Q.No.6	The course/syllabus has good balance between theory and application?		
A	Strongly disagree	0	0
B	Disagree	0	0
C	Neither agree nor disagree	1	45
D	Agree	6	270
E	Strongly Agree	1	45

Q.No.6 The course/syllabus has good balance between theory and application?




Q.No.7	The course/syllabus has made me interested in the subject area.?		
A	Strongly disagree	0	0
B	Disagree	0	0
C	Neither agree nor disagree	0	0
D	Agree	6	270
E	Strongly Agree	2	90

Q.No.7 The course/syllabus has made me interested in the subject area.?

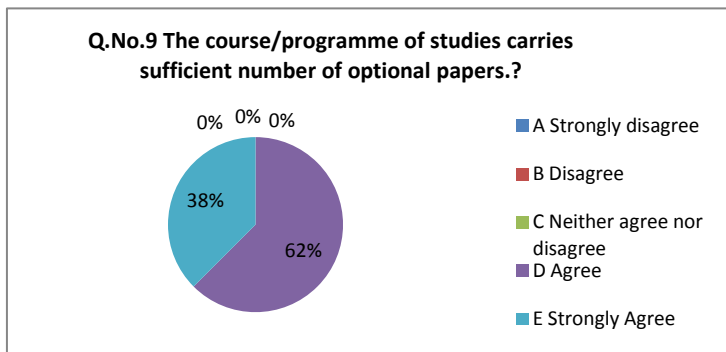


Q.No.8	The course/syllabus of this subject increased my knowledge and perspective in the subject area?		
A	Strongly disagree	0	0
B	Disagree	0	0
C	Neither agree nor disagree	0	0
D	Agree	3	135
E	Strongly Agree	5	225

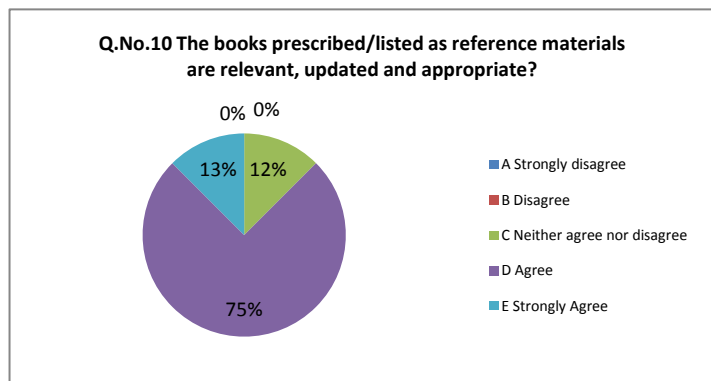
Q.No.8 The course/syllabus of this subject increased my knowledge and perspective in the subject area?



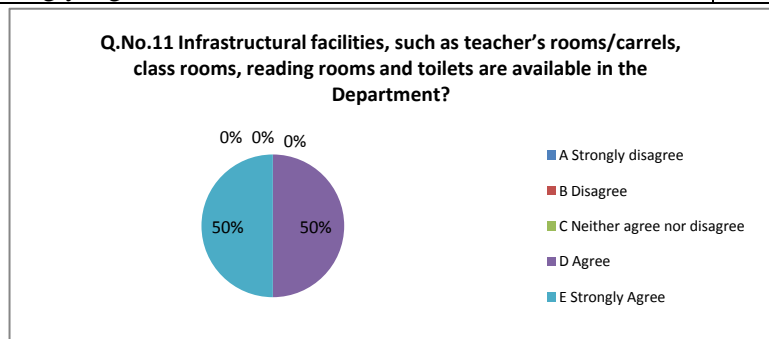
Q.No.9	The course/programme of studies carries sufficient number of optional papers.?		
A	Strongly disagree	0	0
B	Disagree	0	0
C	Neither agree nor disagree	0	0
D	Agree	5	225
E	Strongly Agree	3	135



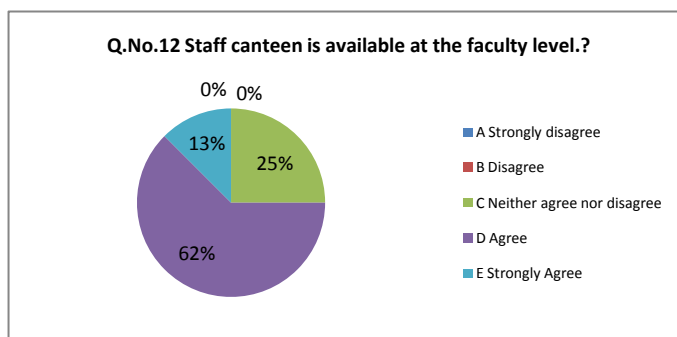
Q.No.10	The books prescribed/listed as reference materials are relevant, updated and appropriate?		
A	Strongly disagree	0	0
B	Disagree	0	0
C	Neither agree nor disagree	1	45
D	Agree	6	270
E	Strongly Agree	1	45



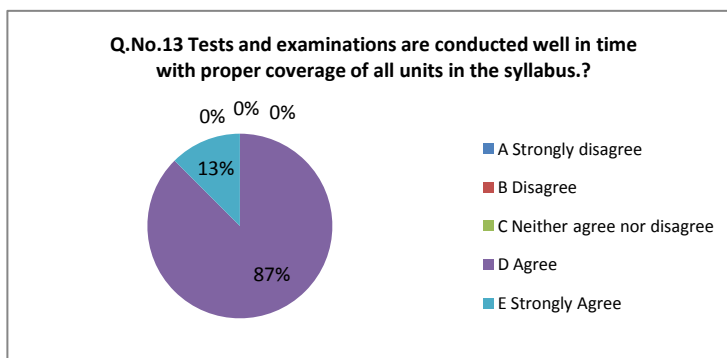
Q.No.11	Infrastructural facilities, such as teacher's rooms/carrels, class rooms, reading rooms and toilets are available in the Department?		
A	Strongly disagree	0	0
B	Disagree	0	0
C	Neither agree nor disagree	0	0
D	Agree	4	180
E	Strongly Agree	4	180



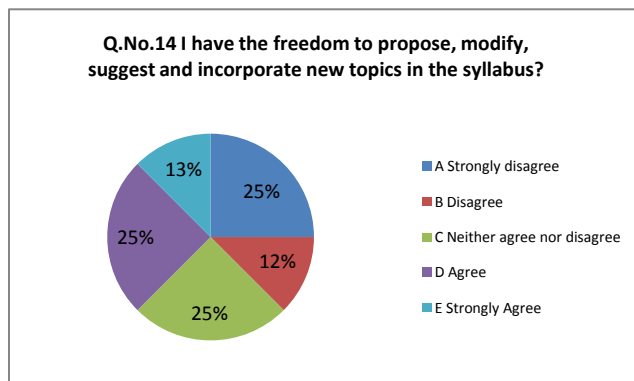
Q.No.12	Staff canteen is available at the faculty level.		
A	Strongly disagree	0	0
B	Disagree	0	0
C	Neither agree nor disagree	2	90
D	Agree	5	225
E	Strongly Agree	1	45



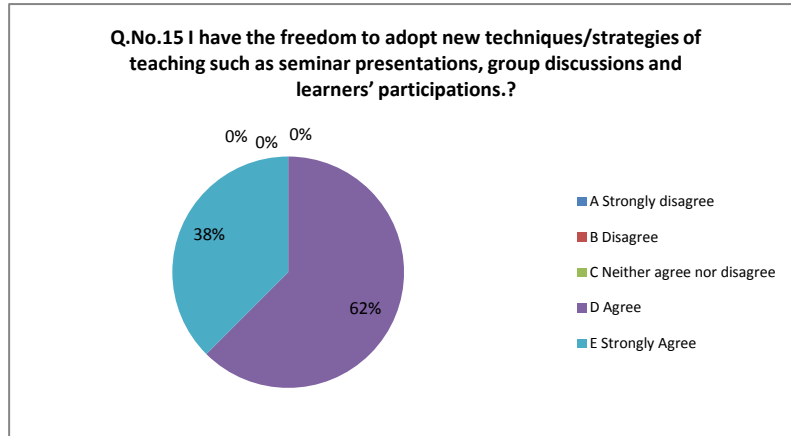
Q.No.13	Tests and examinations are conducted well in time with proper coverage of all units in the syllabus.		
A	Strongly disagree	0	0
B	Disagree	0	0
C	Neither agree nor disagree	0	0
D	Agree	7	315
E	Strongly Agree	1	45



Q.No.14	I have the freedom to propose, modify, suggest and incorporate new topics in the syllabus?		
A	Strongly disagree	2	90
B	Disagree	1	45
C	Neither agree nor disagree	2	90
D	Agree	2	90
E	Strongly Agree	1	45



Q.No.15	I have the freedom to adopt new techniques/strategies of teaching such as seminar presentations, group discussions and learners' participations.		
A	Strongly disagree	0	0
B	Disagree	0	0
C	Neither agree nor disagree	0	0
D	Agree	5	225
E	Strongly Agree	3	135



Teacher Feedback Report

On question no. 01 –Suitability of Syllabus, 62% agree, 38% strongly agree,

On question no. 02- Need based syllabus, 87% agree, 13% strongly agree,

On question no. 03- Aims and objective of syllabus as well defined, 50% agree, 38% strongly agree, 12% disagree.

On question no. 04-Course Content followed by corresponding reference, 62% agree, 38% strongly agree,

On question no. 05- Sufficiency of book in library 75% agree, 25% strongly agree,

On question no. 06- Balance between theory and practice, 75% agree, 12% neither agree or disagree, 13% strongly agree.

On question no. 07- Syllabus as interesting 75% agree, 25% strongly agree.

On question no. 08- Syllabus increases Knowledge, 63% strongly agree, 37% agree.

On question no. 09- Syllabus has optional paper, 62% agree, 38% strongly agree,

On question no. 10- Books are relevant and appropriate, 75% agree, 12% neither agree or disagree, 13% strongly disagree

On question no. 11-Infrastructure facilities 50% agree, 50% strongly agree.

On question no. 12- Staff canteen, 62% agree , 25% Neither agree or disagree, 13% Strongly agree

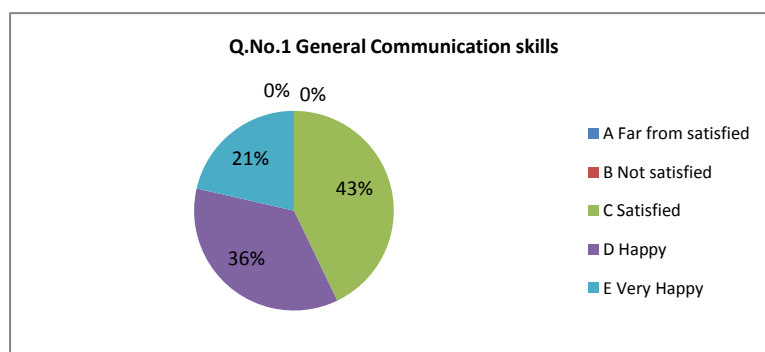
On question no. 13- Test conducted well in time 87% agree, 13% strongly agree,

On question no. 14- Freedom of suggestion in syllabus 25% agree , 25% Neither agree or disagree, 25% Strongly disagree 13% Strongly agree, 12% disagree,

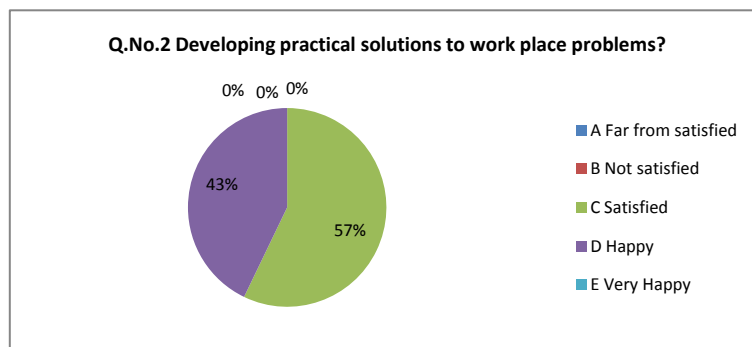
On question no. 15 – Freedom to adapt new techniques 62% agree, 38% strongly agree.

Sariya College, Suriya
Internal Quality Assurance Cell (IQAC)
Employer Feedback Report-2021

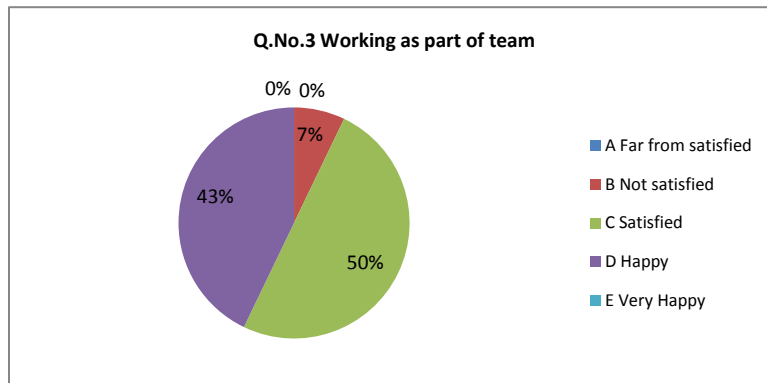
Q.No.1	General Communication skills		
A	Far from satisfied	0	0
B	Not satisfied	0	0
C	Satisfied	6	154.29
D	Happy	5	128.57
E	Very Happy	3	77.143



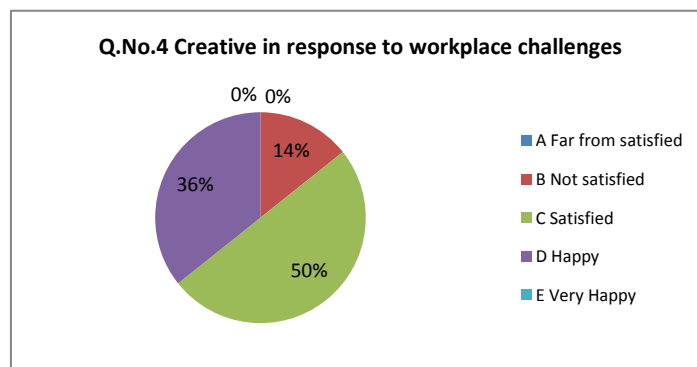
Q.No.2	Developing practical solutions to work place problems?		
A	Far from satisfied	0	0
B	Not satisfied	0	0
C	Satisfied	8	205.71
D	Happy	6	154.29
E	Very Happy	0	0



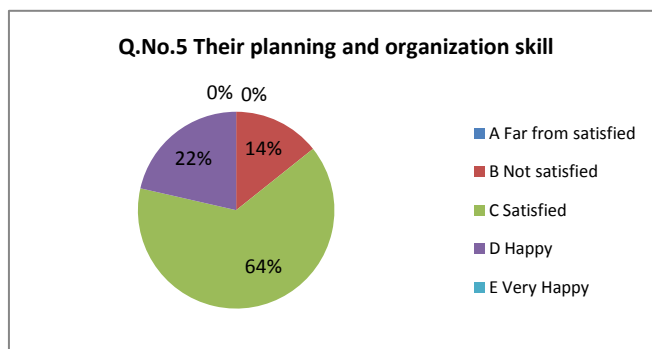
Q.No.3	Working as part of team		
A	Far from satisfied	0	0
B	Not satisfied	1	25.714
C	Satisfied	7	180
D	Happy	6	154.29
E	Very Happy	0	0



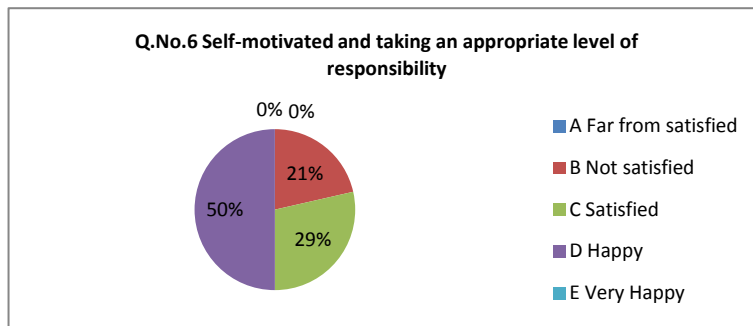
Q.No.4	Creative in response to workplace challenges		
A	Far from satisfied	0	0
B	Not satisfied	2	51.429
C	Satisfied	7	180
D	Happy	5	128.57
E	Very Happy	0	0



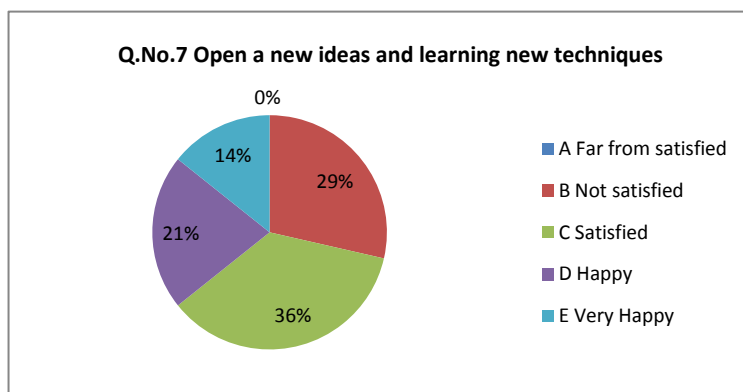
Q.No.5	Their planning and organization skill		
A	Far from satisfied	0	0
B	Not satisfied	2	51.429
C	Satisfied	9	231.43
D	Happy	3	77.143
E	Very Happy	0	0



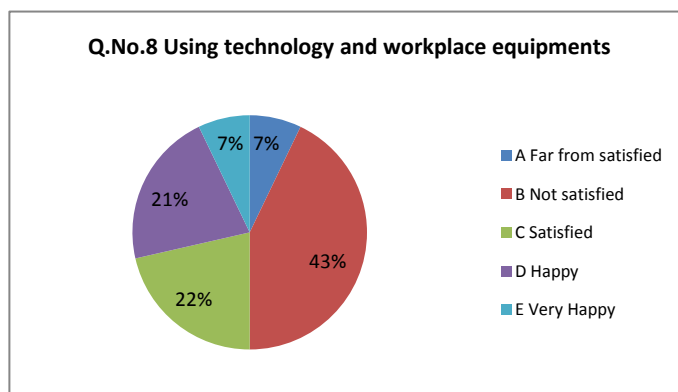
Q.No.6	Self-motivated and taking an appropriate level of responsibility		
A	Far from satisfied	0	0
B	Not satisfied	3	77.143
C	Satisfied	4	102.86
D	Happy	7	180
E	Very Happy	0	0



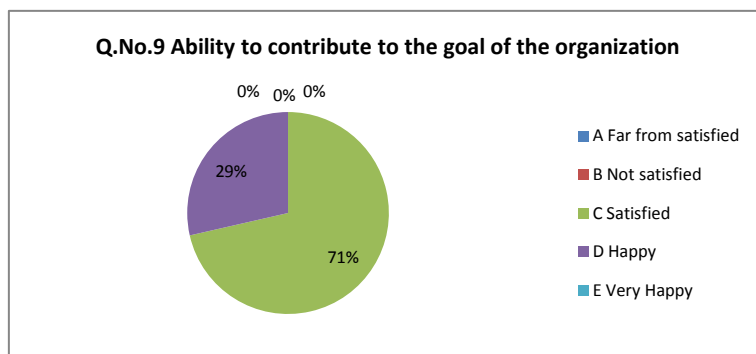
Q.No.7	Open a new ideas and learning new techniques		
A	Far from satisfied	0	0
B	Not satisfied	4	102.86
C	Satisfied	5	128.57
D	Happy	3	77.143
E	Very Happy	2	51.429



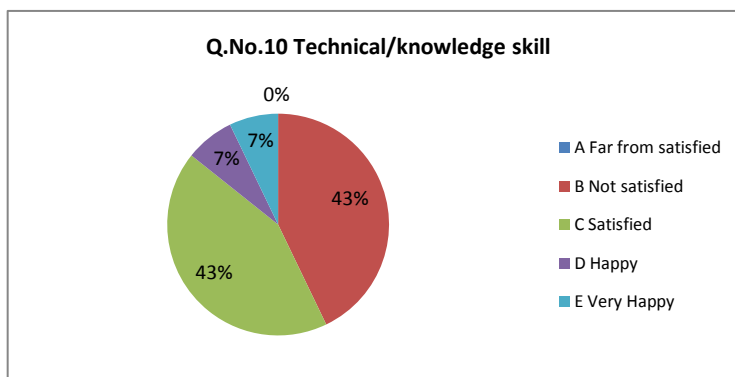
Q.No.8	Using technology and workplace equipments		
A	Far from satisfied	1	25.714
B	Not satisfied	6	154.29
C	Satisfied	3	77.143
D	Happy	3	77.143
E	Very Happy	1	25.714



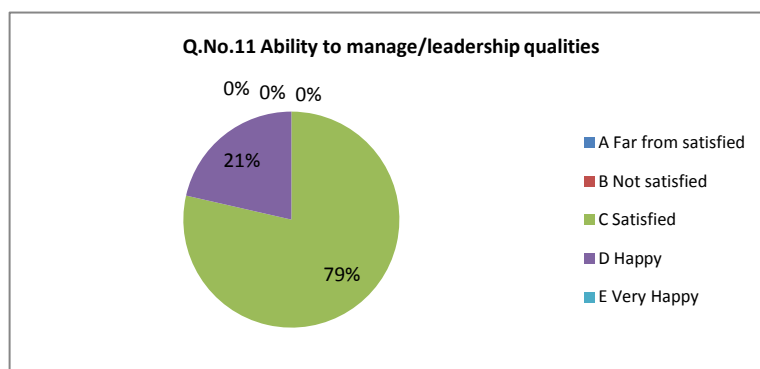
Q.No.9	Ability to contribute to the goal of the organization		
A	Far from satisfied	0	0
B	Not satisfied	0	0
C	Satisfied	10	257.14
D	Happy	4	102.86
E	Very Happy	0	0



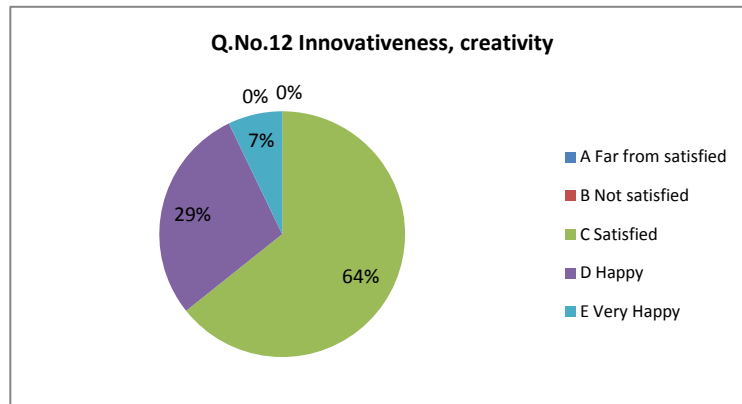
Q.No.10	Technical/knowledge skill		
A	Far from satisfied	0	0
B	Not satisfied	6	154.29
C	Satisfied	6	154.29
D	Happy	1	25.714
E	Very Happy	1	25.714



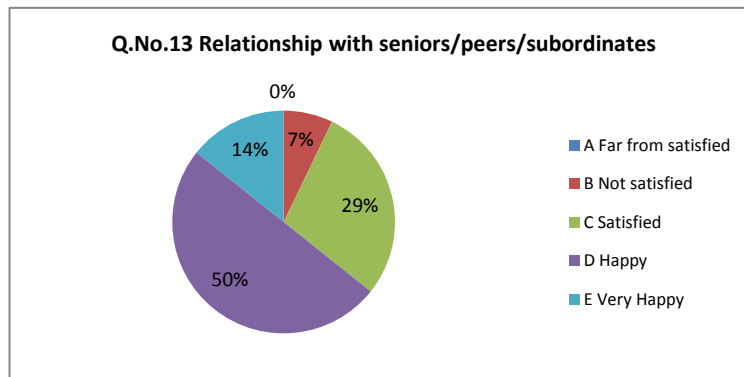
Q.No.11	Ability to manage/leadership qualities		
A	Far from satisfied	0	0
B	Not satisfied	0	0
C	Satisfied	11	282.86
D	Happy	3	77.143
E	Very Happy	0	0



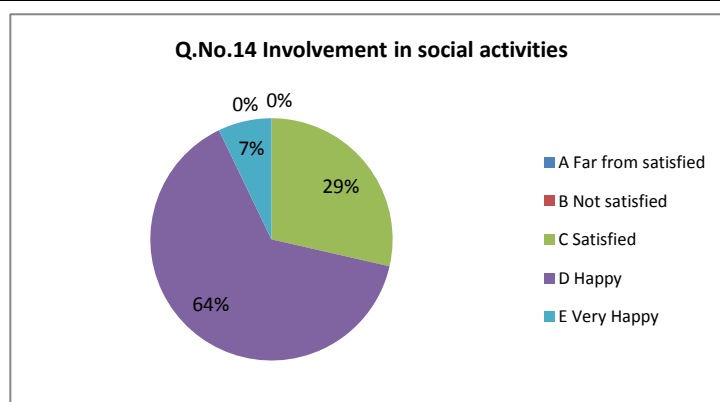
Q.No.12	Innovativeness, creativity		
A	Far from satisfied	0	0
B	Not satisfied	0	0
C	Satisfied	9	231.43
D	Happy	4	102.86
E	Very Happy	1	25.714



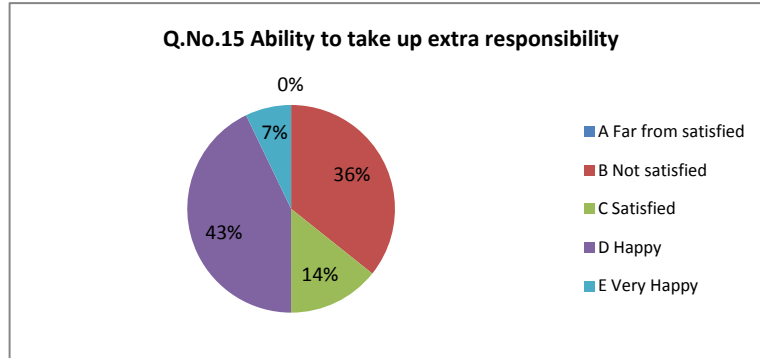
Q.No.13	Relationship with seniors/peers/subordinates		
A	Far from satisfied	0	0
B	Not satisfied	1	25.714
C	Satisfied	4	102.86
D	Happy	7	180
E	Very Happy	2	51.429



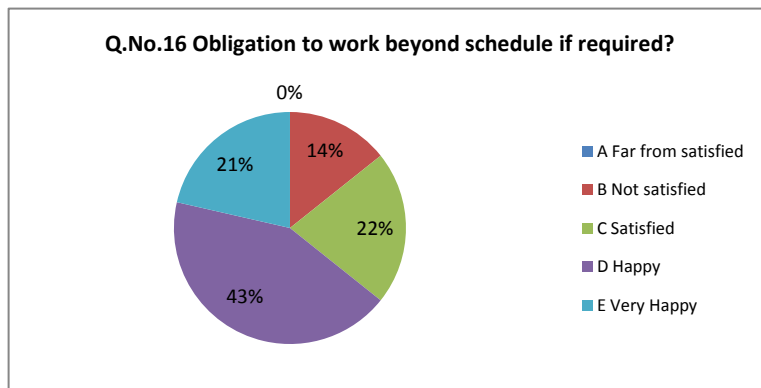
Q.No.14	Involvement in social activities		
A	Far from satisfied	0	0
B	Not satisfied	0	0
C	Satisfied	4	102.86
D	Happy	9	231.43
E	Very Happy	1	25.714



Q.No.15	Ability to take up extra responsibility		
A	Far from satisfied	0	0
B	Not satisfied	5	128.57
C	Satisfied	2	51.429
D	Happy	6	154.29
E	Very Happy	1	25.714



Q.No.16	Obligation to work beyond schedule if required?		
A	Far from satisfied	0	0
B	Not satisfied	2	51.429
C	Satisfied	3	77.143
D	Happy	6	154.29
E	Very Happy	3	77.143



Employer Feedback Report

On question no. 01 –(General Communication skill) , 0% employers respond as far from satisfied, 0% as not satisfied, 43% as satisfied, 36% as happy and 21% very happy.

On question no. 02 (Developing practical solution to work place problems), 0% employer respond as far from satisfied, 0% , as not satisfied, 57% as satisfied, 43%as happy and 0% as very happy

On question no.3 (working as part of a team), 0% of employers respond as far from satisfied, 7% as not satisfied, 50% as satisfied, 43% as happy and 0% as very happy.

To respond to the question no. 04 (Creative in response to workplace challenges) 0% employer answer, 14% as satisfied, 50% as happy and 36% as very happy 0%.

On question no. 05. (their planning and organizational skills), 0% is the response towards far from satisfied, 14% as not satisfied, 64% as satisfied, 22% as happy and 0% as very happy.

On question no. 06. (Self motivated and taking an appropriate level of responsibility?) , 0% of ex-students respond as far from satisfied, 21% , as not satisfied 29%, as satisfied, 50%, as happy and 0% as happy

On question no. 7 (Open a new ideas and learning new techniques) 0% Ex-Students respond as far from satisfied, 29% respond as not satisfied, 36%, satisfied, 21% as happy and 14% as very happy.

On (using technology and workplace equipment) question no.8, 7% ex-students respond as far from satisfied, 43% as not satisfied, 22% as Satisfied, 21% as happy and 07% as very happy.

On (ability to contribute to the goal of organization) question no. -9, 0% alumni association members respond as far from Satisfied, 0% as not Satisfied, 71% as satisfied, 29% as happy and 0% as very happy.

On question no. 10 (Technical/ Knowledge skill), 0% ex-students respond as far from satisfied, 43% as not satisfied, 43% as satisfied, 7% as happy and 7% as very happy

On question no. 11 (Ability to manage or leadership qualities, 0% ex-students respond as far from satisfied, 0% as not satisfied, 79% as satisfied, 21% as happy, 0% as very happy.

On question no. 12 (Innovativeness and creativity) , 0% students respond as far from satisfied, 0% as not satisfied, 64% as satisfied, 29% as happy and 7% as very happy.

On question no. 13 (Relationship with seniors/ Peers / Subordinates) 0% respond as far from satisfied, 7% as not satisfied, 29% as satisfied, 50% as happy, 14% as very happy.

On question no. 14, (Involvement in social activities) , 0% respond as far from satisfied, 0% respond as not satisfied, 29% respond as satisfied , 64% respond happy and 7% respond as very happy.

On question no. 15, (ability to take up reasonability), 0% employees respond as far from satisfied, 36% as not satisfied, 14% as satisfied, 43% as happy and 7% as very happy.

On question no. 16, (obligation to work beyond schedule), 0% employees respond as far from satisfied, 14% as not satisfied, 22% as satisfied, 43% as happy, 21% as very happy.